The copyright of these designs and all attachments entrusted to the recipient remains with our company at all times. Without our written permission they may not be copied, duplicated, disclosed or made available to third parties.

Das Urheberrecht an diesen Zeichnungen und allen Beilagen, die dem Empfänger anvertraut sind, verbleibt jederzeit unserer Firma. Ohne unsere schriftliche Genehmigung dürfen sie nicht kopiert, vervielfältigt, dritten Personen mitgeteilt oder zugänglich gemacht werden.

Befestigung Durchgangsbohrungen für M5
Fixing through holes for M5

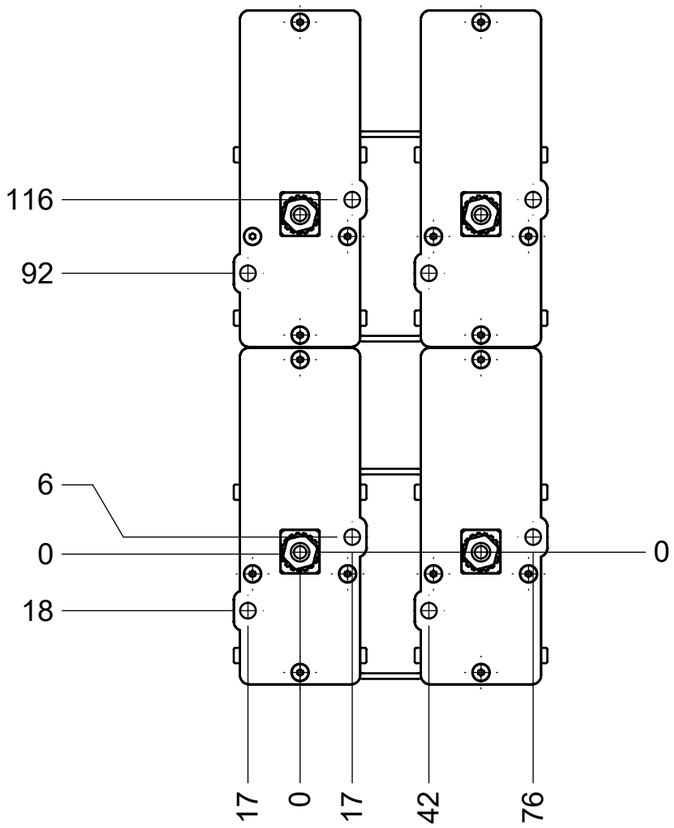

Anschlüsse / Connections:
Stromabnehmer / Collector M6

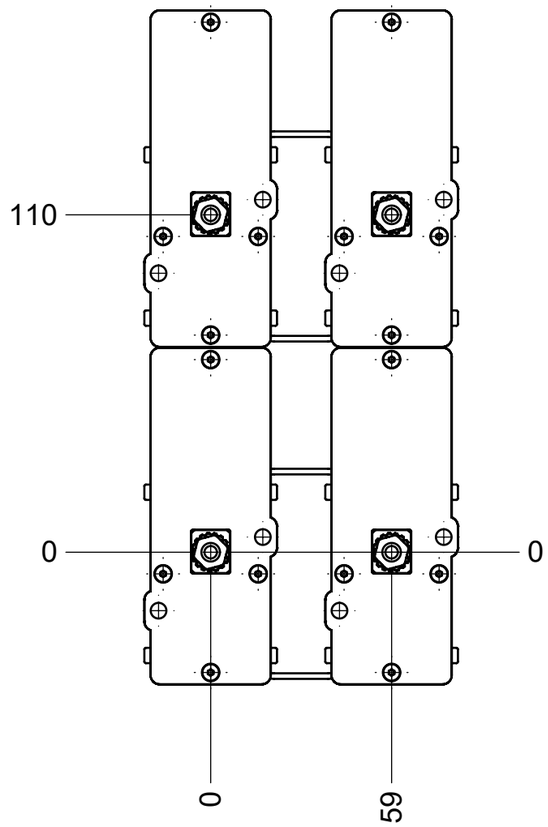

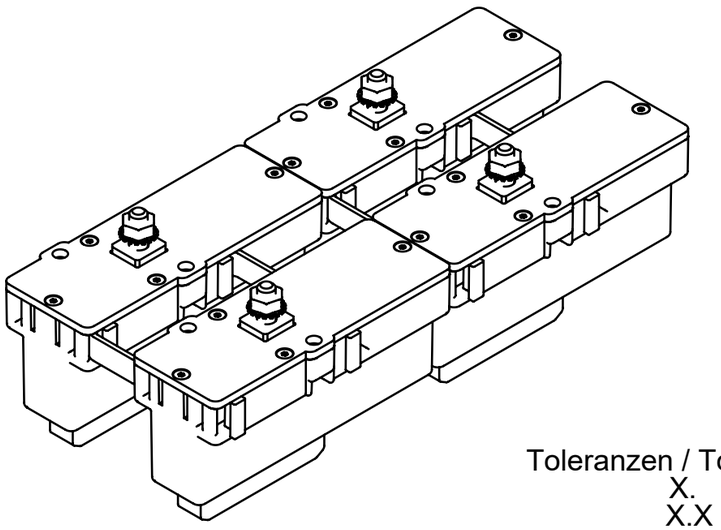

Y	75.298	
Z	219.75	
X	102.25	
Anzugsmomente / Torque		
M6	5,7Nm	
M3	0,9Nm	

Toleranzen / Tolerances
X. ± 2,5MM
X.X ± 0,8MM

Zeichnung automatisch von KBE erstellt
Drawing automatically created by KBE

Process-specific tolerance: 1	
2	
Shape and positional tolerance:	
Dimensional tolerance:	
Surfaces:	
Edges:	

w = Rz 100
u = Rz 40
x = Rz 25
t = Rz 16
y = Rz 6,3

Material:

Material number:	Weight:	Scale:
3271721	0.3 KG	1:2

	Date	Name
Created	12.08.2024	PKRE
Released		
Released II		

Rev.	SAP Change No.	Date	Name
-	Erstausgabe	12.08.2024	PKRE

CONDUCTIX wampfler

STROMABNEHMER
COLLECTORS

XA-MCC200LT-P0 | - | Sheet 1 | 1 Sh.

A3